

SELF-CONTAINED MOBILE HAND SINKS



Item #: _____ Qty #: _____
 Model #: _____
 Project #: _____

DESIGN:

- 10" x 14" x 5" Sink Bowl.
- Stainless Steel Drain and Strainer Plate.
- K-52 Deck Mt. Gooseneck Faucet.
- Door Latch.
- 4" Plate Casters - 2 with Brakes.
- Hinged Door.

26" x 26" UNITS:

- 1 Removable 5 Gallon Plastic Container for Fresh Water.
- 1 Removable 7 Gallon Plastic Container for Waste Water.

26" x 31" UNITS:

- 2 Removable 5 Gallon Plastic Containers for Fresh Water.
- 2 Removable 7 Gallon Plastic Containers for Waste Water.

MECHANICAL/ELECTRICAL:

- 2-1/2" Gallon Electric Hot Water Heater (Select Models).
- Operates on a 120 Volt/15 Amp Circuit.
- 6 Ft. Power Cord.
- Water pump & hot water heater (select models) are UL Listed by their manufacturers.

MATERIAL:

- TOP is 16 gauge Stainless Steel Type "304" series.
- BODY is 18 gauge Stainless Steel Type "430" series.
- Faucet is chrome plated.
- Stainless Steel Drain and Strainer Plate.

MECHANICAL:

- Faucet 4" O.C., Drain 1 1/2 IPS.

CONSTRUCTION:

- All TIG welded.



5 Gallon Container for Water Supply Shown for 26C Unit



5 Gallon Container for Waste Water Shown for 26C Unit



Water Pump Shown for 26C Unit



Water Heater Shown for 26CH Unit

Conforms To NSF 61/9 Lead Free Requirements



TA-MSC-1 Shown



TA-MSC-ES1 Shown



Laminate & Vinyl Wrap Available. Consult our Smart Fab Department.

Model #	L x W xH	Sink Bowl	Capacity (Gal.) Fresh/Waste	Weight	Cu.
With Cold Water Supply Only					
SHK-MSC-26C	26"x26"x35 1/2"	10"x14"x5"	5/7	165 lbs.	21
SHK-MSC-31C	31"x26"x35 1/2"	10"x14"x5"	10/14	185 lbs.	25
With Cold & Hot Water Supply					
SHK-MSC-26CH	26"x26"x35 1/2"	10"x14"x5"	5/7	175 lbs.	21
SHK-MSC-31CH	31" 26"x35 1/2"	10"x14"x5"	10/14	195 lbs.	25

OPTIONAL ACCESSORIES

	Model #	Qty.
Bolt-On Towel/Manual Soap Dispenser with Drip Tray FOR 26" Unit	TA-MSC-1	
Bolt-On Towel/Manual Soap Dispenser with Drip Tray FOR 31" Unit	TA-MSC-2	
Bolt-On Towel/Touchless Soap Dispenser with Drip Tray FOR 26" Unit	TA-MSC-ES1	
Bolt-On Towel/Touchless Soap Dispenser with Drip Tray FOR 31" Unit	TA-MSC-ES2	
Deck Mounted Soap Dispenser	K-12	
Door Lock	TA-46	
10 Ft. Power Cord	TA-MSC-PC	

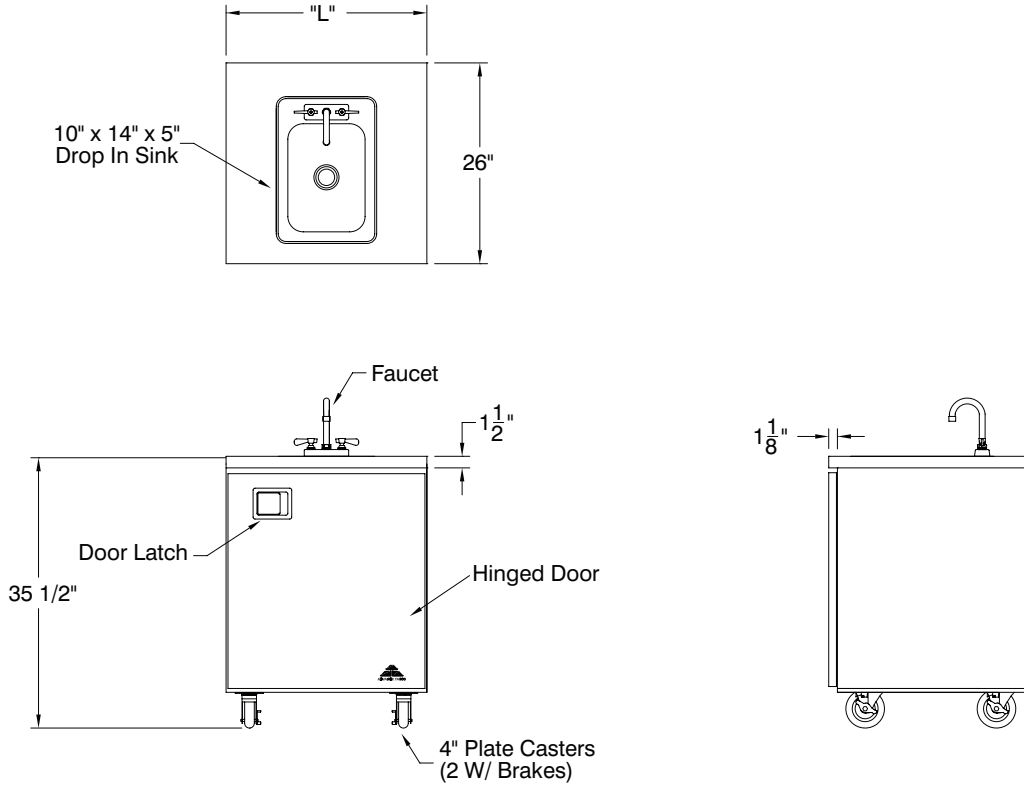
WARNING: Equipment that includes a faucet may expose you to chemicals, including lead, that are known to the State of California to cause cancer or birth defects or other reproductive harm. For more Info., visit www.p65warnings.ca.gov.

DETAILS and SPECIFICATIONS

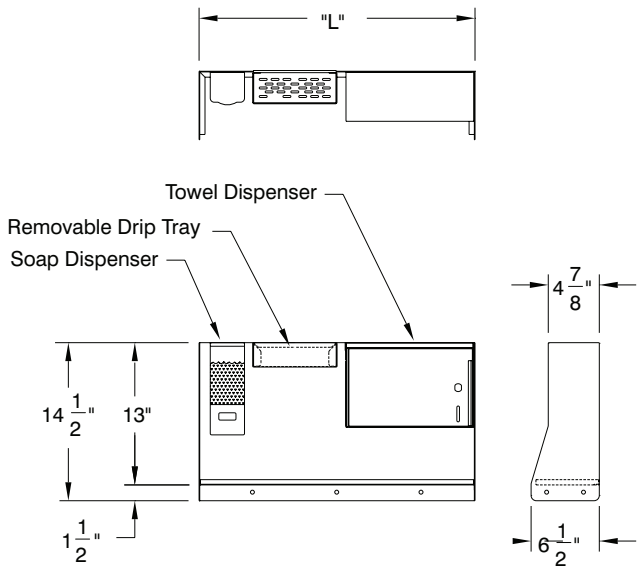
TOL ± .500"

ALL DIMENSIONS ARE TYPICAL

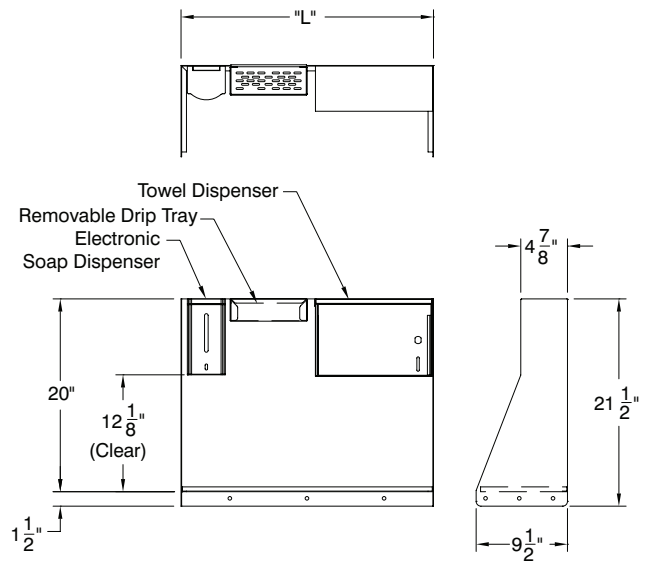
SHK-MSC SERIES



Optional Towel Dispenser Units



TA-MSC-1/TMC-2 - Manual Soap Dispenser



TA-MSC-ES1/TMC-ES2 - Touchless Soap Dispenser

